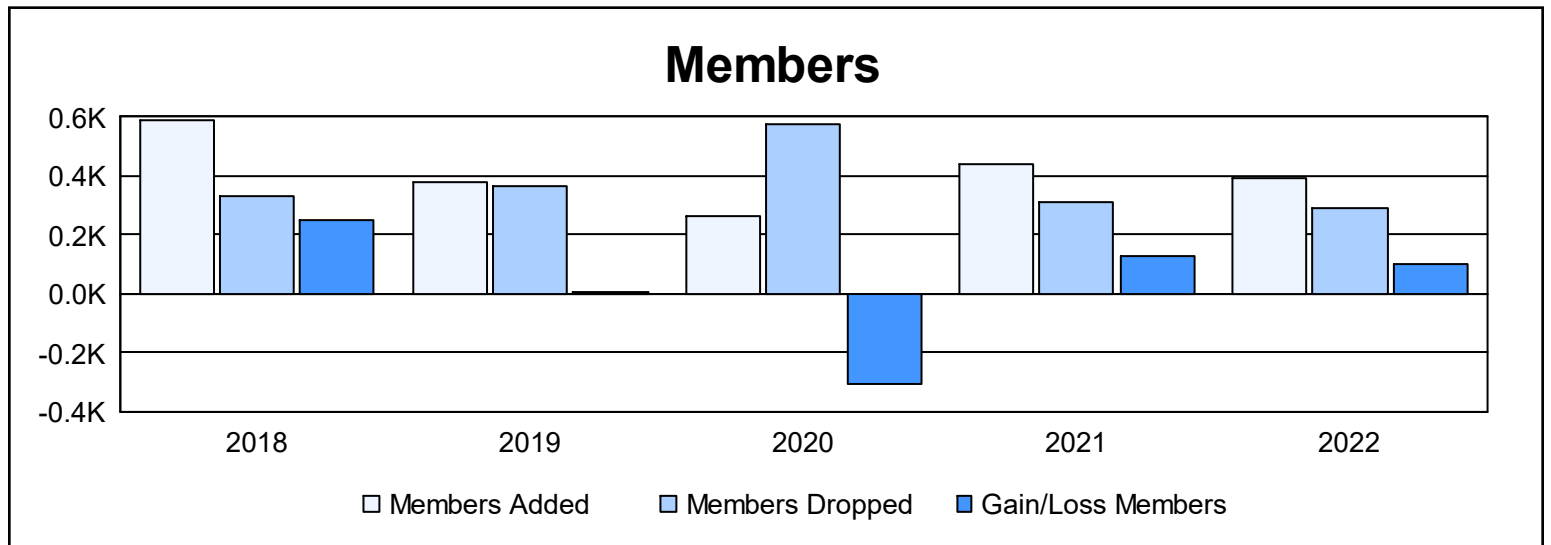
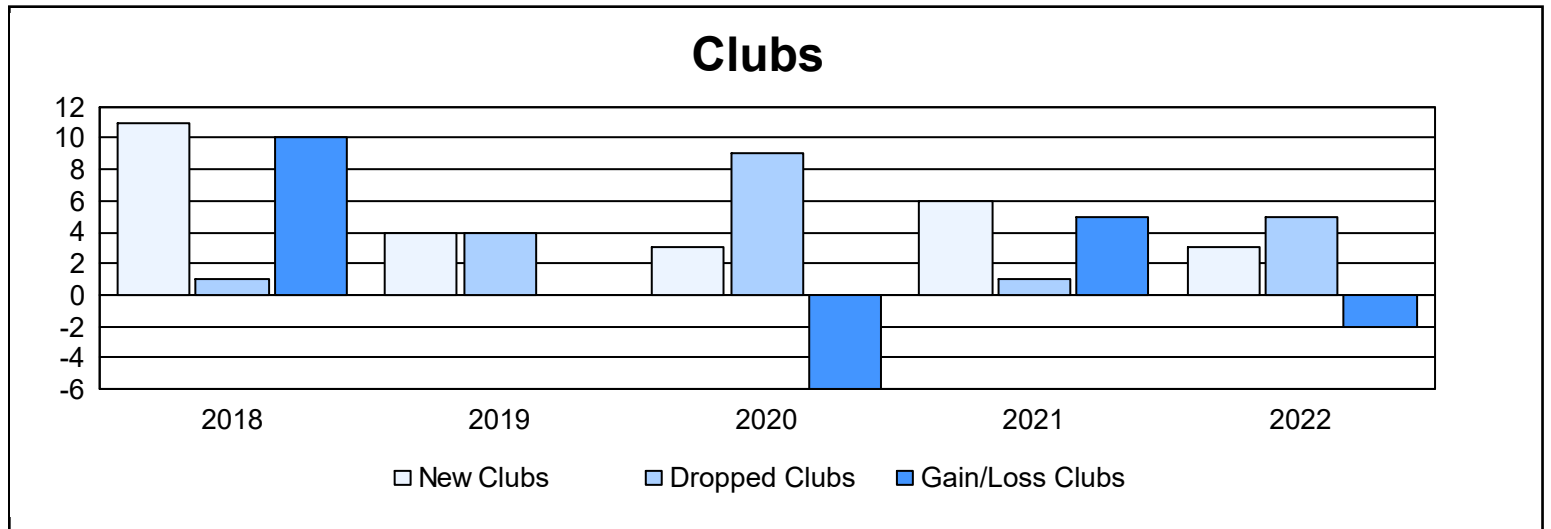
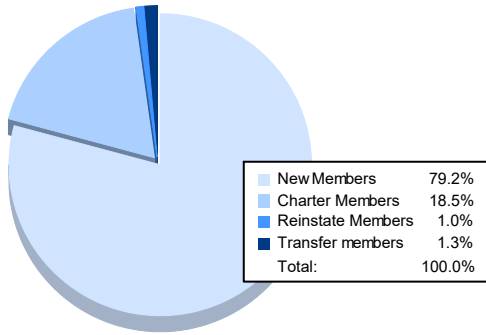


Year	New Clubs	Dropped Clubs	Gain/ Loss Clubs	New Members	Charter Members	Reinstate Members	Transfer Members	Total Member Added	Total Members Dropped	Gain/ Loss Members
2017-2018	11	1	10	291	265	29	2	587	335	252
2018-2019	4	4	0	250	108	17	1	376	368	8
2019-2020	3	9	-6	142	88	32	5	267	576	-309
2020-2021	6	1	5	284	139	8	8	439	311	128
2021-2022	3	5	-2	313	73	4	5	395	294	101
<b>Average</b>	<b>5</b>	<b>4</b>	<b>1</b>	<b>256</b>	<b>135</b>	<b>18</b>	<b>4</b>	<b>413</b>	<b>377</b>	<b>36</b>



### Membership Composition June 2022 Cumulative



### Gender Composition June 2022 Cumulative

